

Transport for NSW

# ARE YOU BOAT READY?

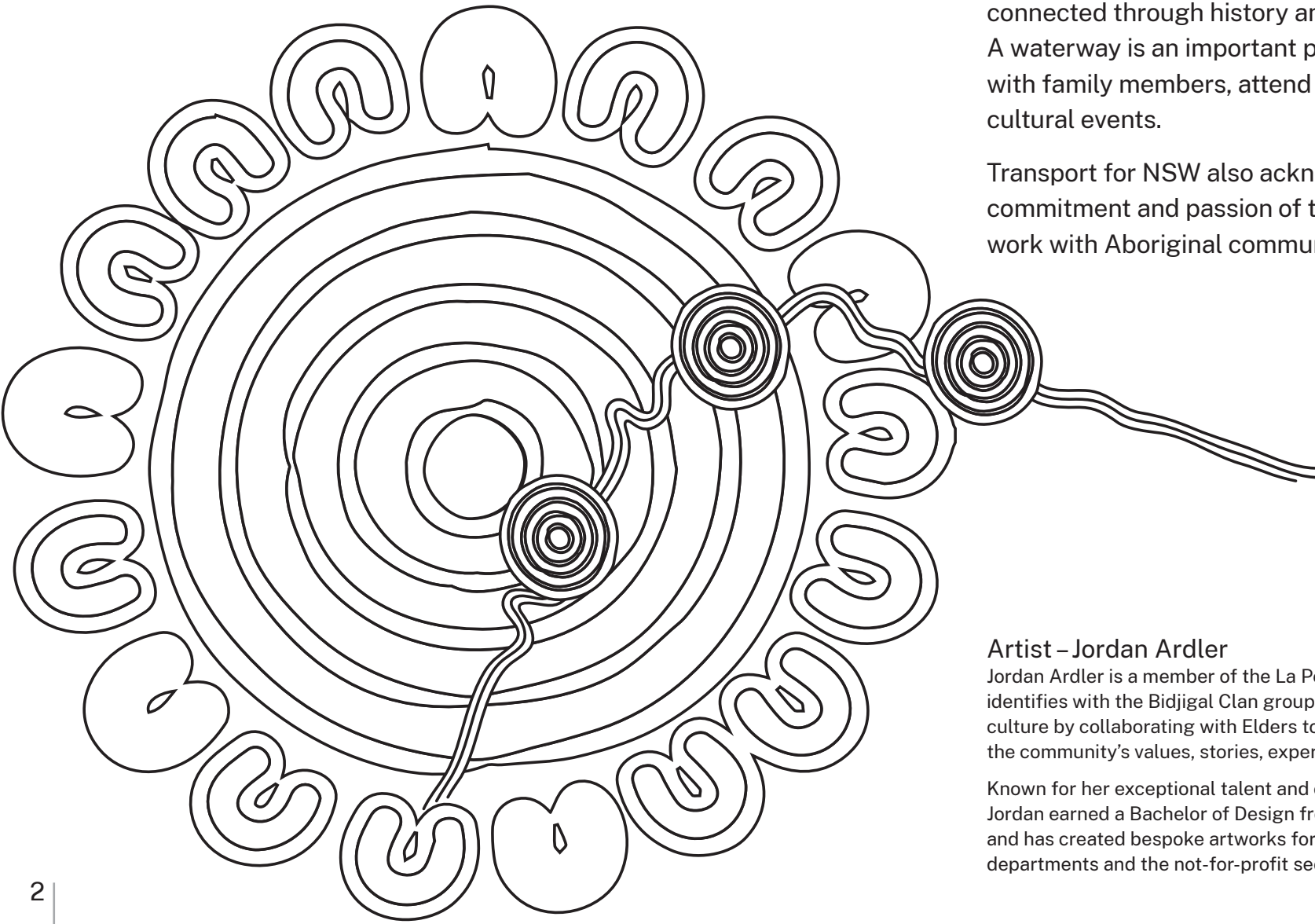
Colouring book



Transport for NSW and each of its operating agencies, recognises Aboriginal and Torres Strait Islander peoples as the First Peoples of Australia and acknowledges their continuing spiritual, cultural, social and economic connection to our lands and waters.

Aboriginal and Torres Strait Islander communities are connected through history and culture to waterways. A waterway is an important place for our people to connect with family members, attend funerals and participate in cultural events.

Transport for NSW also acknowledges the dedication, commitment and passion of the late Ross McKenny in his work with Aboriginal communities to improve boating safety.



**Artist – Jordan Ardler**

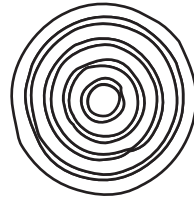
Jordan Ardler is a member of the La Perouse Aboriginal community and identifies with the Bidjigal Clan group. Jordan shows great reverence for her culture by collaborating with Elders to create artwork that accurately reflects the community's values, stories, experiences and beliefs.

Known for her exceptional talent and contribution to the art and design world, Jordan earned a Bachelor of Design from UNSW Art and Design School, and has created bespoke artworks for corporate organisations, government departments and the not-for-profit sector.


# Aboriginal Symbols

Aboriginal art uses symbols to tell stories.


This symbol represents a **Waterhole**.



The three lines linking waterholes together represent **flowing water**.



This symbol represents a **Meeting Place**.

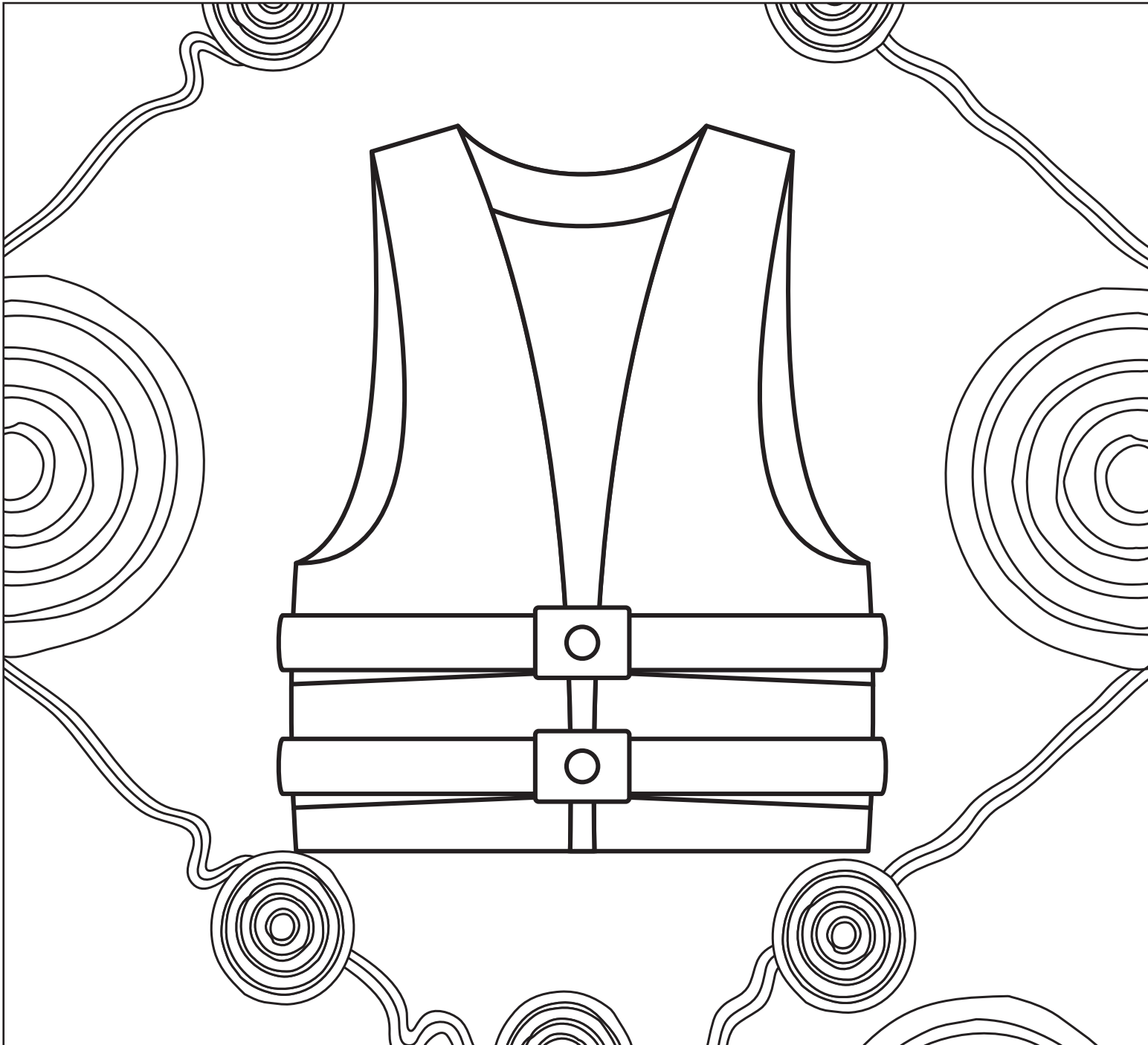




## Are You Boat Ready?

Before you head out on the water it's important that you and an adult plan ahead for your adventure, prepare for the conditions and try to predict any risks you may face.

Remember to always check your safety gear.



**A lifejacket will  
keep you safe  
on the water.**



**Always wear a lifejacket and have an adult check that it fits properly.**



**Lifejackets are  
for everyone,  
adults too.**




**Make sure an adult checks the weather before you head out and when you are out on the water.**







**Always tell an adult where you are going and what time you plan to return.**



**Always make sure you have enough safety equipment, including lifejackets for everyone.**



**Wear bright colours when you're out on the water so you are easy to see.**

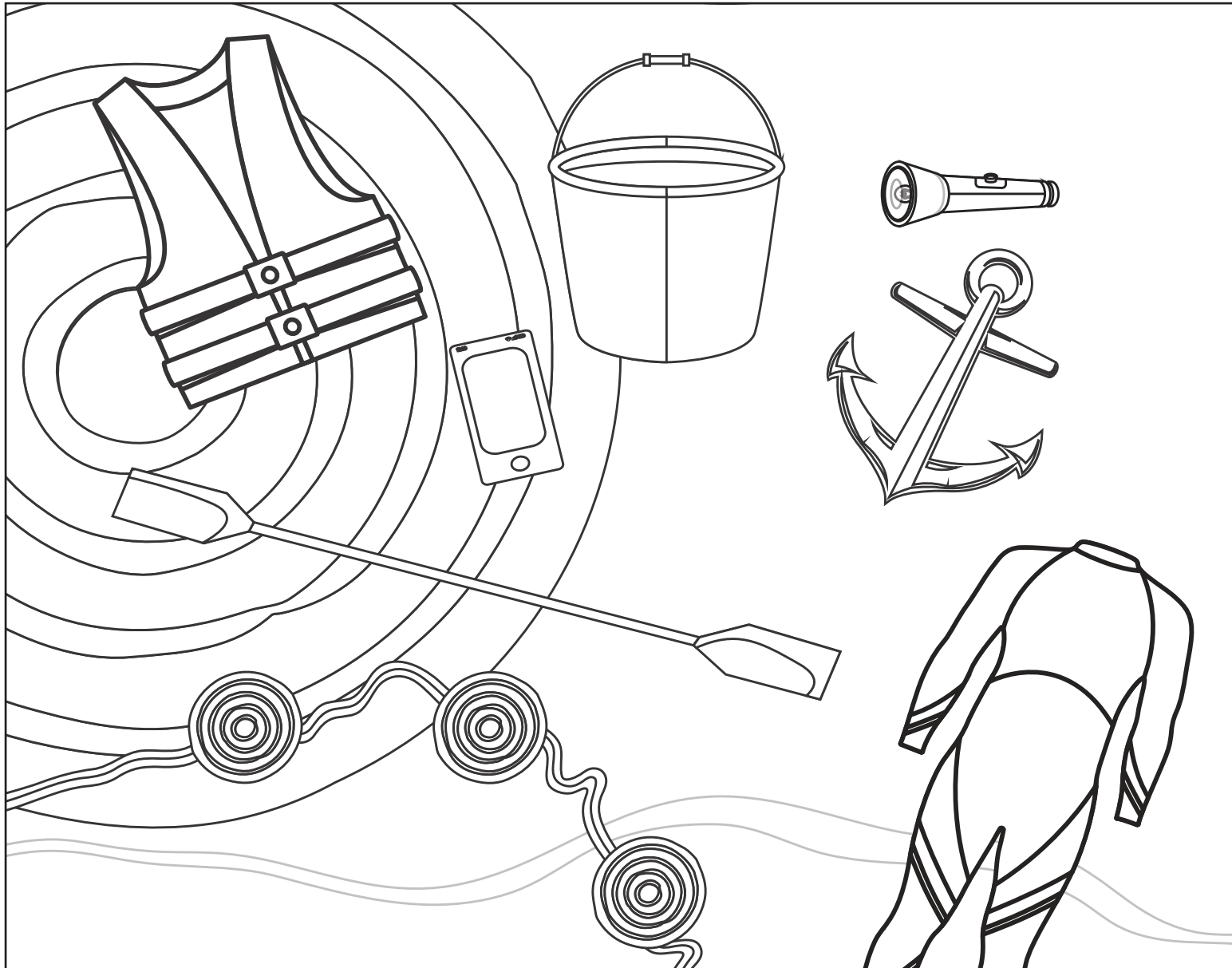


**Falling into cold water can be very dangerous, so make sure you're prepared and always wear a lifejacket.**

Torch

Oar

Bucket



**Having the right equipment helps to keep you safe.**

This is some of the safety equipment you may need while boating.

Draw a line to match the safety equipment in the picture with the words.

Lifejacket


Anchor

Mobile phone

Wetsuit



**Draw a picture of yourself and an adult on the boat, wearing your lifejackets.**



**We hope  
you've enjoyed  
learning about  
how to stay safe  
on the water.**

